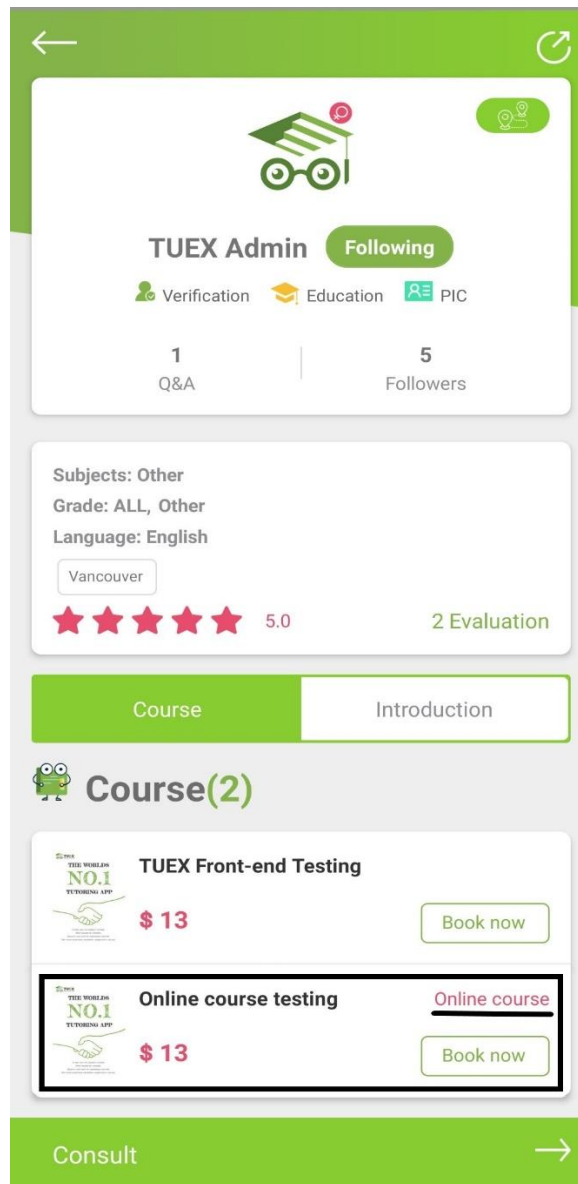




How to book an online course

1. Find the tutor you want to book and make sure the course you wish to book is an *online course*.



2. Click “Book now” and the app will jump to tutor’s availability.

Online course testing

Other ALL

Transaction 7

\$13/hr

Online course only

Meet this Tutor will by using TUEX live video system.



TUEX Admin

Followers:5 | Teaching time:13

★★★★★ 5.0

1 Response

English

Book a schedule

Sun Mon Tue Wed Thu Fri Sat
22 23 24 25 26 27 28



Available time

Morning 6:00AM - 12:00PM		Afternoon 12:00PM - 6:00PM		Evening 6:00PM - 12:00AM	
6:00 am 6:30 am	6:30 am 7:00 am	7:00 am 7:30 am	7:30 am 8:00 am	8:00 am 8:30 am	8:30 am 9:00 am
8:00 am 8:30 am	8:30 am 9:00 am	9:00 am 9:30 am	9:30 am 10:00 am	10:00 am 10:30 am	10:30 am 11:00 am
10:00 am 10:30 am	10:30 am 11:00 am	11:00 am 11:30 am	11:30 am 12:00 pm		

Pacific Daylight Time: America/Vancouver (GMT-07:00)

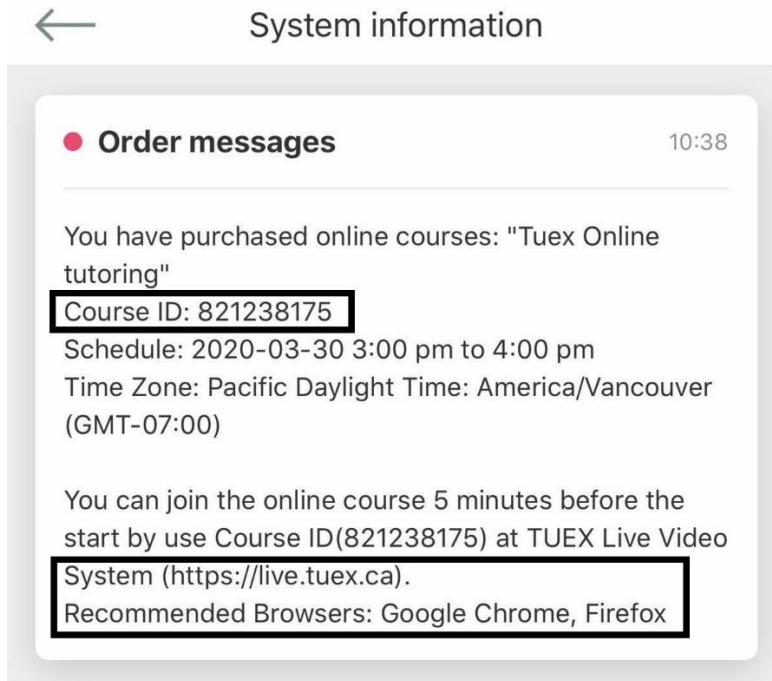
Course details



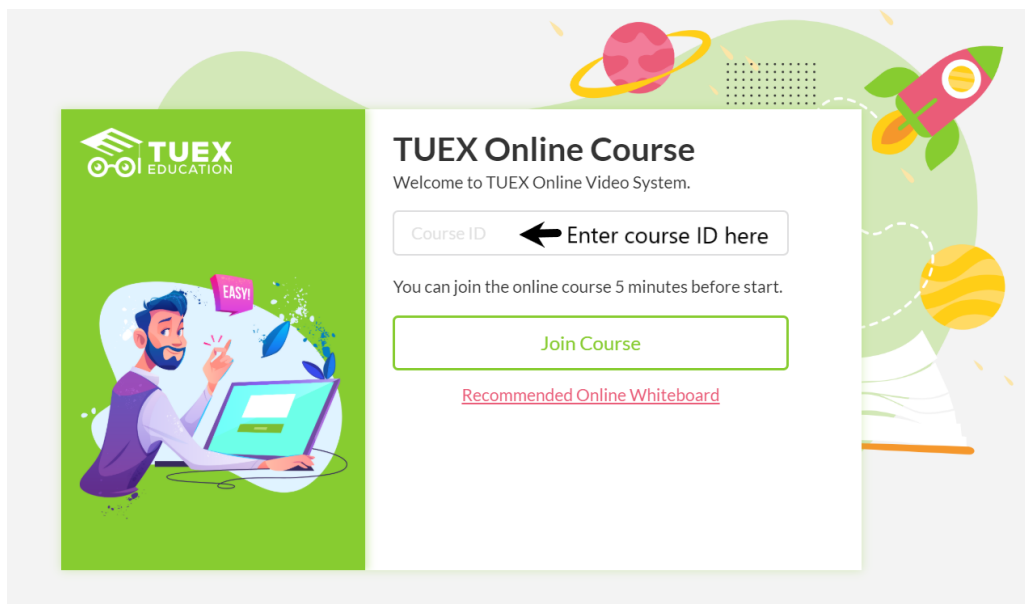
chosen 0 hour

Pay now

3. Select your preferred date and time and click "Pay now". Note that you cannot book a course within 24 hours as tutors need time to prepare.



4. Once a course is booked, you will receive a system notification with a *unique course ID*.



5. Visit live.tuex.ca and enter the course ID just before the class begins.
6. We recommend using a computer for all online courses. **For browsers, please use Google Chrome or FireFox for best experience.**